



# ANTENNA EXPERTS

E-mail: [info@antennaexperts.in](mailto:info@antennaexperts.in) Website: [www.antennaexperts.in](http://www.antennaexperts.in)

**Model # LP-20-3000L**

**20 – 3000 MHz.**

**6 dBi. Gain**

## TACTICAL LOG PERIODIC HIGH POWER JAMMER ANTENNA

**DESIGN FEATURES:** The LP-20-3000L tactical log periodic dipole antenna use 6063T6 ultra corrosion resistant architectural anodized aluminum alloy and designed to provide wideband directional transmission/reception of radio signals from 20-3000 MHz bands. The complete tactical log periodic antenna is supplied with powder coating to protect it further from severe environmental conditions. The extra spacers are used between the support booms to improve mechanical durability of tactical log periodic antenna. The specially designed mounting arrangement results in fast installation. The tactical LP antenna can be assembled in less than 10 minutes. This tactical log periodic dipole antenna system is particular suitable for transmission, reception, monitoring, scanning and jamming applications due to its broad band design feature, small size and high power handling capacity. This tactical log periodic antenna uses loading technique to reduce the overall size of array. The shipping length of antenna is 6 feet making it highly suitable for mobile and tactical applications.

**CONSTRUCTIONS:** The LP-20-3000L assembled tactical log periodic antennas outer-most dimensions are 3 meters (10 feet) long and 3 meters (10 feet) wide. The tactical LP antenna has removable elements, the longest of which is 1.5 meters. Similarly the support boom of antenna is supplied in two sections for easy of shipping/carrying/transportation and handling. All elements are supplied in two segments for easy of shipping and handling. The elements are attached via a fast deployment stainless steel studs & nuts system at points along the boom. The tactical log periodic antenna operates at D.C. ground with low resistance discharge path for protection against lightning and immunity to noise. All the screws, nuts and bolts of tactical log periodic dipole antenna are made of type 316 marine grade stainless steel.

### ELECTRICAL SPECIFICATIONS:

Frequency Range	20-3000 MHz.
Gain	6 dBi. typical
Bandwidth	Entire Band
Polarization	Vertical or Horizontal
Input Impedance	50 Ohms
Radiation Pattern	Directional
Horizontal Beam-width –Half power Points.	110 Degrees typical
Vertical Beam-width –Half power Points.	60 Degrees typical
Front to Back Ratio	14 +/- 2 dB.
VSWR – Max	3:1
RF Power Handling Capacity	1000 Watts @1GHz; 250W@3GHz
Input Termination	DIN-Female or N-Female
Lightning Protection	Direct Ground

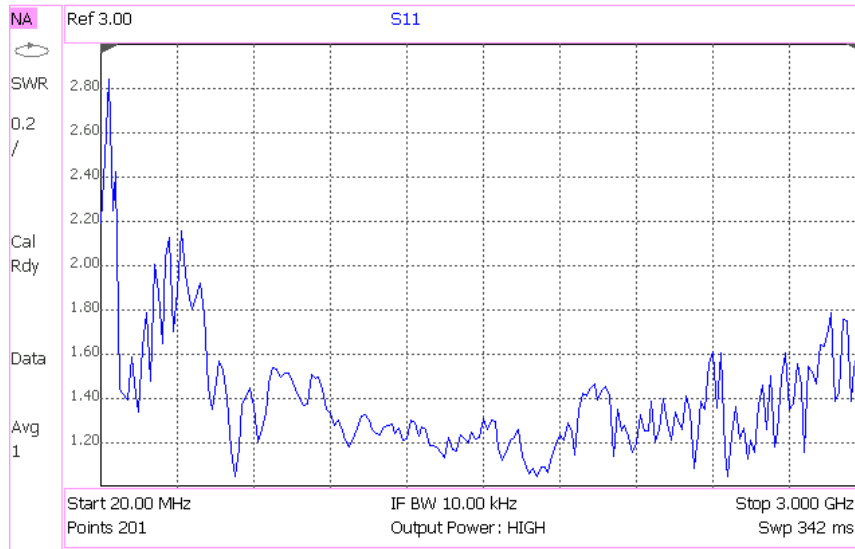
### MECHANICAL SPECIFICATIONS:

Support Booms & Radiating Elements Materials	6063T6 Aluminum Alloy
Mounting Hardware -Materials	Marine Grade Stainless Steel
Net Weight Approx.	21 Kgs.
Wind Rating	170 km/Hr.
Overall Length – less than	3 Meters.
Overall Width – less than	3 Meters
Overall Height – less than	0.3 Meter
Support Boom - Material – Cross Section	Aluminum – Square Tube
Elements - Materials - Cross Section	Aluminum - Round Tube
Mounting Clamps Position	At Center of the Support Boom
Maximum Mount Pipe Diameter	50-77mm (2-3 Inches)

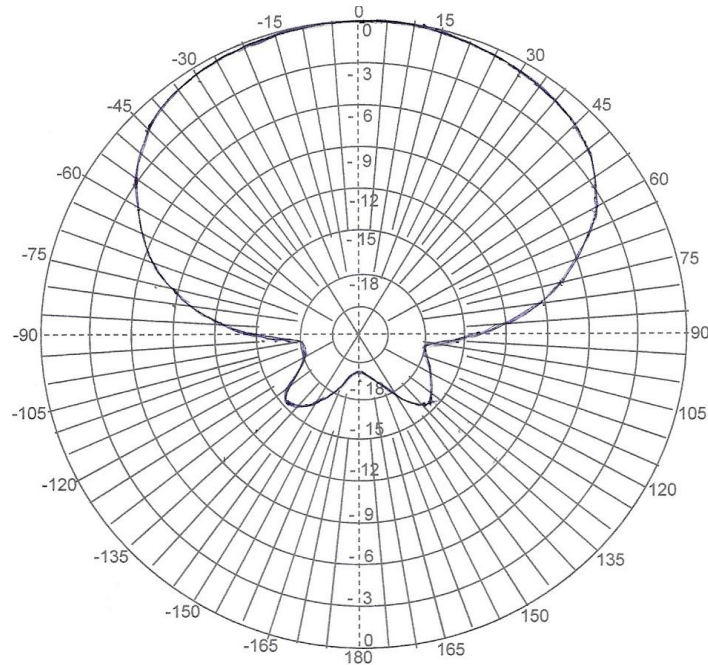
### ENVIRONMENTAL SPECIFICATIONS:

Operating Temperature	(-)30 to + 70 Degrees Celsius
Storage Temperature	(-) 40 to +80 Degrees Celsius
Humidity	0 to 95 % RH

[Frequency Vs VSWR Curve of Tactical Log Periodic Antenna Model # LP-20-3000L](#)

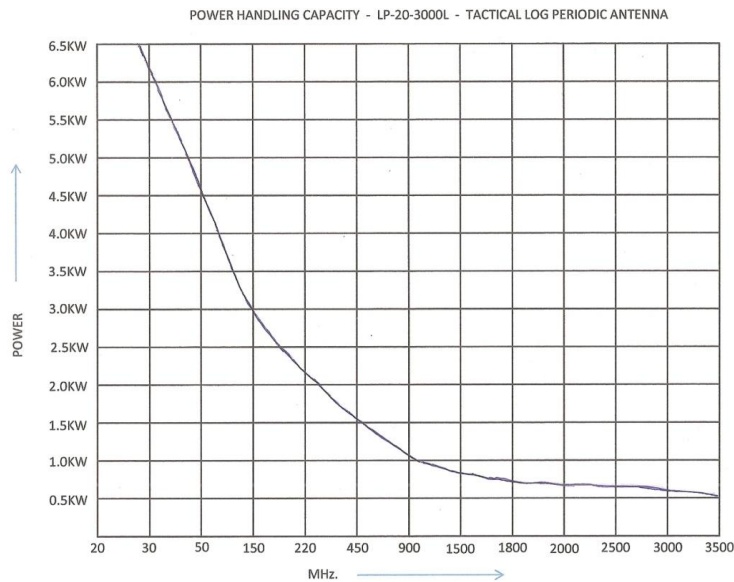


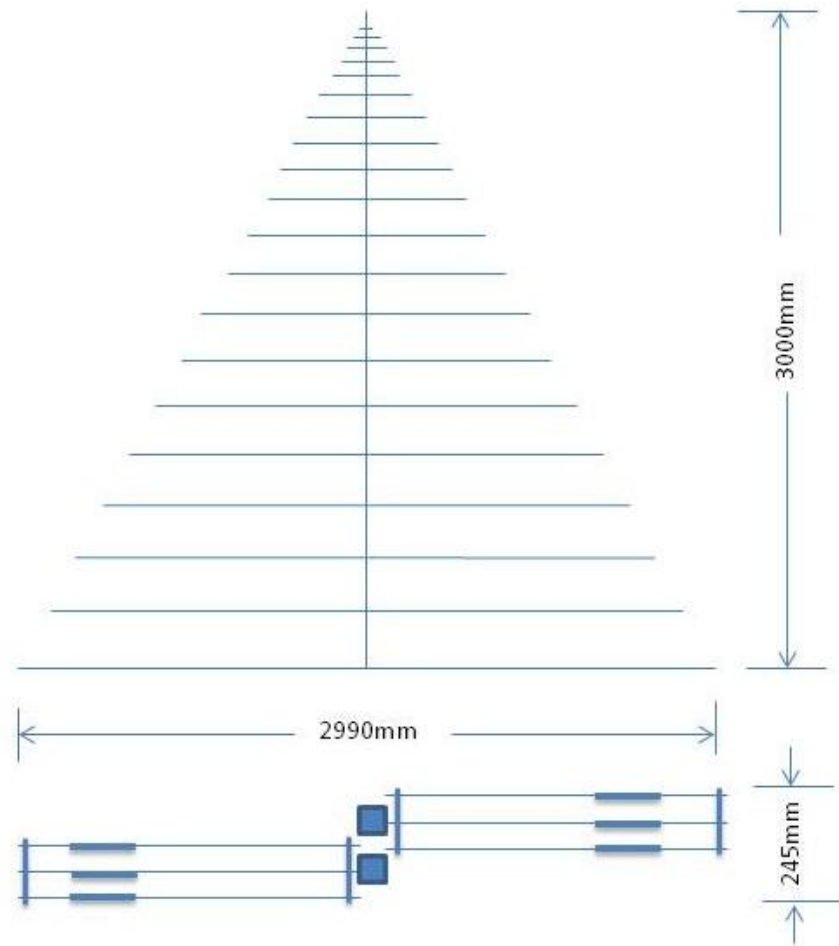
[Azimuth Radiation Pattern of Tactical Log Periodic Antenna Model # LP-20-3000L](#)



AZIMUTH RADIATION PATTERN

[Frequency Vs Power Handling Curve of Tactical Log Periodic Antenna Model # LP-20-3000L](#)





[Vertical Polarization Image](#)



Please contact us for further information like Frequency Vs Gain curve, more images and complete installation manual.

Note: All information contained in the datasheet is subject to change without any prior notice.